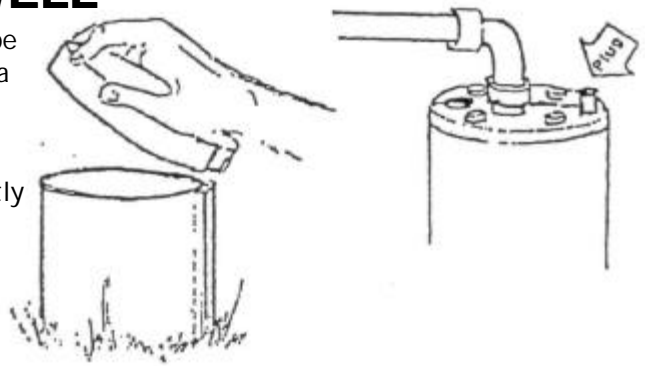


# HOW TO DISINFECT A WATER WELL

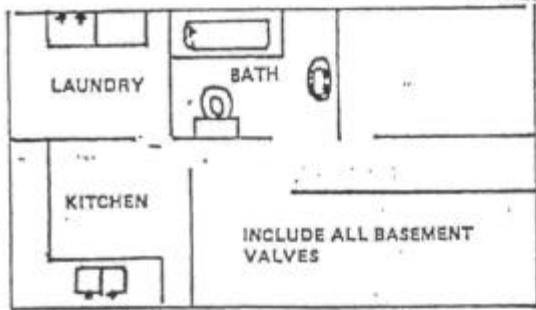
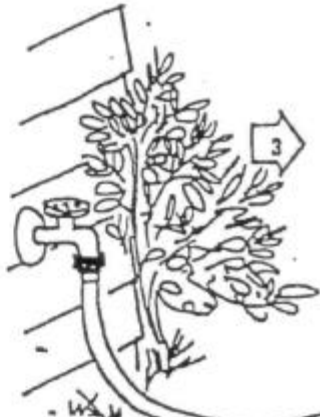
1 Remove the well cap or the vent pipe or plug if the well is equipped with a sanitary well seal.



2 Pour 5 gallons of household bleach (5.25% chlorine) directly into the well. (DEEPER WELLS REQUIRE MORE)



3 Connect a hose to a house spigot and run water directly into the well until chlorine odor is present in the water. Run the water this way for 15 minutes.

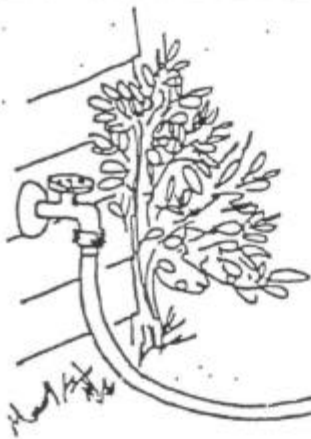


4 Shut off water supply to hose and proceed to systematically open each water fixture in the house. Let water run through each fixture until chlorine odor is present. Include both cold and hot water valves.

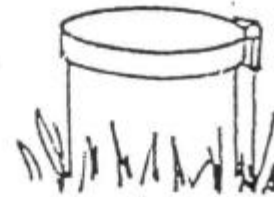
5 Close all valves and pour another one gallon of bleach directly into the well. Recap the well or replace the vent pipe or plug. Leave all valves closed for a period of 12 hours or longer (toilets may be flushed if needed).



6 Open the hose spigot and discharge water to ground surface or drainage ditch until chlorine odor disappears. Open every household fixture and let water run until the chlorine odor is gone. (6-8 HOURS)



7 Your well should now be properly disinfected. Request the Stark County Health Department to collect a sample of your water before using it. Our phone number is 330.493.9904.



**Do NOT RUN CHLORINE WATER INTO YOUR SEPTIC SYSTEM**