

A teal border surrounds the central white text area. The border is decorated with handprints in white, light purple, and dark blue, arranged in a repeating pattern along the top, bottom, and sides.

CHILD FATALITY REVIEW

ANNUAL REPORT

2007 DEATHS

STARK COUNTY, OHIO

Report Prepared By:

Stark County Health Department

William J. Franks, MPH, Health Commissioner

Karen K. Schanz, MPH, Epidemiologist

August 2009



Purpose of Child Fatality Review

In 2000, legislation was enacted that required every county in Ohio to create a Child Fatality Review Board to review the deaths of all children age 17 and younger. The ultimate purpose of the Child Fatality Review Board is to decrease the incidence of preventable child deaths by:

- Promoting cooperation, collaboration, and communication between all groups, professions, agencies, and entities that serve families and children.
- Maintaining a comprehensive database of all fetal and child deaths that occur in Stark County in order to develop an understanding of the causes and incidence of those deaths.
- Making recommendations to local agencies for the development of new programs and changes to current programs that will help to prevent fetal and child deaths.
- Advising the Ohio Department of Health of aggregate data, trends, and patterns concerning child deaths.



Stark County Child Fatality Review Board Members

Board Chair:

William J. Franks, MPH
Health Commissioner
Stark County Health Department

James Adams, MPH
Health Commissioner
Canton City Health Department

John Aller
Executive Director
Mental Health and Recovery Services Board of Stark County

Julie Barnes, M.Ed., LSW
Deputy Director
Stark County Children Services

Emily Caniford, RN , MSN
Director, Administration & Support Services
Stark County Health Department

Raymond Harple
Battalion Chief
Canton City Fire Department

Jack Liberator, RN
Consultant
Mercy Medical Center

Robin Mingo-Miles
Resident Initiatives Supervisor
Stark County Metropolitan Housing

P. S. Murthy, MD
Stark County Coroner

John Sabo
Chief
Plain Township Fire Department

Hannelore Smith, MD
Pediatrician
North Canton Medical Clinic

Tim Swanson
Sheriff
Stark County Sheriff's Office

Reich Watterson, MD
Retired Pediatrician

Stark County Health Department
Staff Assistance:
Dianne Myers, LPN, CPS
Karen Schanz, MPH



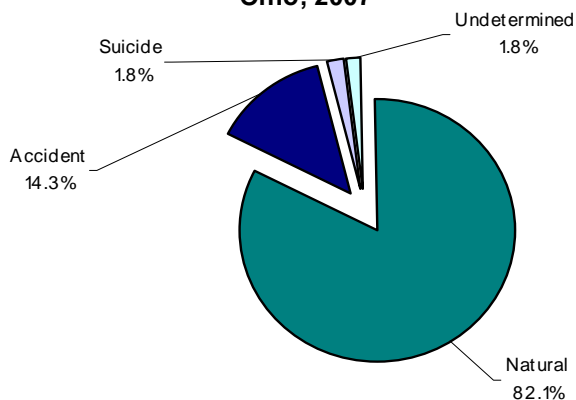
Summary of 2007 Deaths

In 2007 there were a total of 56 deaths in children age 17 and younger in Stark County, Ohio residents. These 56 deaths represent a slight increase in the total number of deaths from 2006 (50 deaths).

In 2007:

- 82.1% (46 of 56 deaths) were due to natural causes
- 64.3% (36 of 56 deaths) occurred in males
- 73.2% (41 of 56 deaths) occurred in white children
- 26.8% (15 of 56 deaths) occurred in black and multiracial children
- 62.5% (35 of 56 deaths) were in infants less than 1 year old

Figure 1. Deaths in children 17 years and younger in Stark County, Ohio, 2007



Manner of Death classifications are defined as follows:

Natural: Death resulting from inherent, existing conditions (congenital anomalies, disease, SIDS, etc.).

Accident: Death resulting from non-intentional trauma.

Suicide: Intentional, self-caused death.

Homicide: Death caused by another.

Undetermined: Unable to determine manner of death.



Table 1. Deaths in children 17 years and younger in Stark County, Ohio, 2007

		Manner of Death					Total
		Natural	Accident	Suicide	Homicide	Undetermined	
Age Group	<1	33	2	0	0	0	35
	1-4	8	3	0	0	0	11
	5-9	1	0	0	0	0	1
	10-14	3	1	1	0	1	6
	15-17	1	2	0	0	0	3
	Total	46	8	1	0	1	56
Sex	Male	27	7	1	0	1	36
	Female	19	1	0	0	0	20
	Total	46	8	1	0	1	56
Race	White	32	8	0	0	1	41
	Black	12	0	1	0	0	13
	Multiracial	2	0	0	0	0	2
	Total	46	8	1	0	1	56



Summary of 2007 Deaths

Table 2. Deaths in Children Age 17 and Younger by Residence, Stark County, Ohio, 2007

The total number of deaths cannot be compared from city to city due to differences in population size. For example, the area with the largest population would be expected to also have the most child deaths. Rates allow for comparison between populations of different sizes.

	Deaths	Population*	Rate per 1000**
Alliance	6	5,456	1.1
Canton	22	21,494	1.0
Massillon	5	7,922	0.6
Remainder of Stark County	23	59,064	0.4

*Data from 2000 U.S. Census; # of residents age 17 and younger by city.

**Rate per 1000 residents age 17 and younger.



Infant Deaths

Table 3. Deaths in infants (less than 1 year old) in Stark County, Ohio, 2007

	Manner of Death		Total*
	Natural	Accident	
Total Reviewed	33	2	35
Premature (<37 weeks)	19	1	20
Low Birth Weight (<2500 grams)	24	1	25
Intrauterine Smoke Exposure	8	1	9
Intrauterine Drug Exposure	3	0	3
Late (>6 weeks) or No Prenatal Care	1	0	1

*The data displayed represents select risk factors from all infant deaths reviewed. Each child could have had one or more risk factors, thus the numbers do not total 35.



Of the 35 deaths reviewed for children less than 1 year old, 33 were due to natural causes (94.3%). Of the 2 infant deaths that were found to be accidents, 1 was a suffocation death related to an unsafe sleep environment and 1 was the result of a motor-vehicle accident.



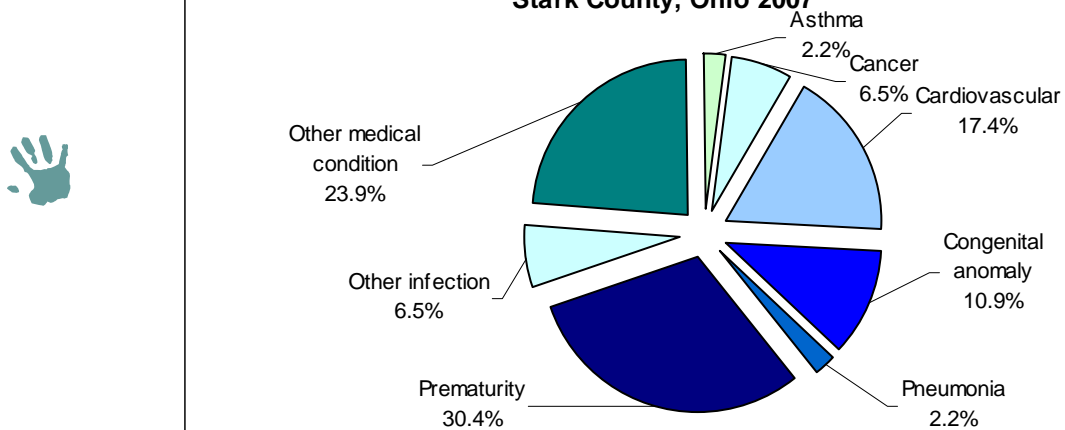
Natural Deaths

Since the Child Fatality Review process began in 2000, natural deaths have represented the largest percentage of deaths each year. This trend continued in 2007 with 46 of 56 total deaths (82.1%) due to natural causes. Of the 46 natural deaths, 14 (30.4%) were related to prematurity with some infants born as early as 19 weeks gestation and surviving as little as 10 minutes.

Table 4. Natural deaths in children 17 years and younger by age group, Stark County, Ohio, 2007

	Age Group					Total	% of Total Natural Deaths
	<1	1-4	5-9	10-14	15-17		
Asthma	0	1	0	0	0	1	2.2%
Cancer	0	0	0	2	1	3	6.5%
Cardiovascular	3	5	0	0	0	8	17.4%
Congenital anomaly	4	0	1	0	0	5	10.9%
Pneumonia	1	0	0	0	0	1	2.2%
Prematurity	14	0	0	0	0	14	30.4%
Other infection	3	0	0	0	0	3	6.5%
Other medical condition	8	2	0	1	0	11	23.9%
Total	33	8	1	3	1	46	100.0%

Figure 2. Natural deaths in children 17 years and younger, Stark County, Ohio 2007

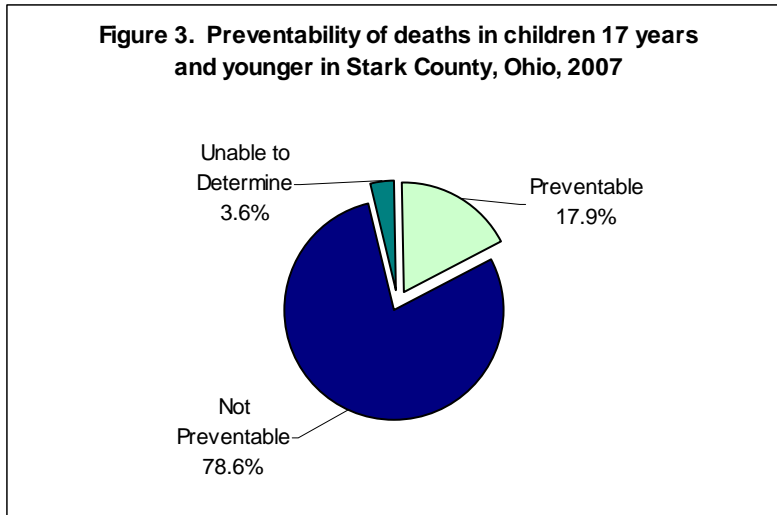




Preventability of Deaths

After circumstances surrounding each child death are examined, the committee attempts to make a determination about the preventability of the death. Of the 56 deaths reviewed from 2007, it was determined that 44 of the 56 deaths (78.6%) were probably not preventable and 10 deaths (17.9%) probably could have been prevented. The preventability of the remaining 2 deaths (3.6%) could not be determined.

Figure 3. Preventability of deaths in children 17 years and younger in Stark County, Ohio, 2007



Accidental Deaths

Table 5. Accidental deaths in children age 17 and younger, Stark County, OH, 2007

	Number of Deaths
Asphyxia - choking	1
Drowning	1
Fire	1
Motor vehicle accident	4
Sleep-related (asphyxia)	1
Total Accidental Deaths	8



Motor vehicle accident deaths accounted for 50.0% of all accidental deaths reviewed from 2007 (4 of 8 deaths). Of these 4 deaths, 2 were pedestrian fatalities.



Sleep-Related Deaths

Sleep-related deaths have accounted for varying percentages of total deaths since Child Fatality Review began in 2000, ranging from 1.8% of deaths in 2007 to 17.1% of deaths in 2004. During that time, Stark County has had 42 sleep-related deaths in children. Some of these deaths were determined to be SIDS deaths and some were due to asphyxia in an unsafe sleep environment.

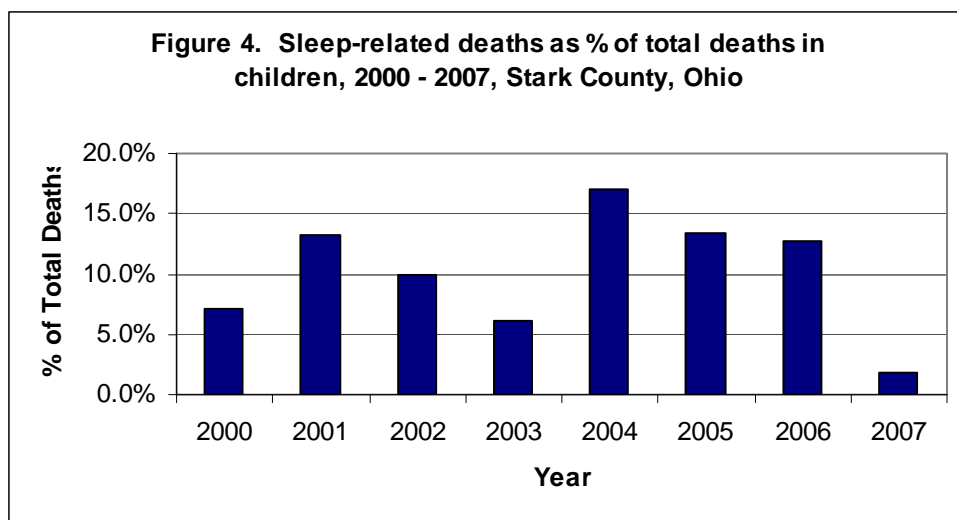


Table 6. Sleep-related deaths in children, Stark County, Ohio, 2000 - 2007

		2000	2001	2002	2003	2004	2005	2006	2007	
Sex	Male	1	6	3	2	5	6	3	1	27
	Female	3	1	3	1	2	2	3	0	15
	Total	4	7	6	3	7	8	6	1	42
Race	White	2	4	4	3	5	6	3	1	28
	Black	2	2	2	0	2	2	3	0	13
	Asian	0	1	0	0	0	0	0	0	1
	Total	4	7	6	3	7	8	6	1	42



Suicide Deaths

Suicide deaths are the result of intentional, self-inflicted injuries. Data from the National Center for Health Statistics indicates that in 2004 suicide was second only to motor-vehicle crashes as a leading cause of death in youth age 10-17. One suicide death was reported in 2007 in a Stark County teenager due to a self-inflicted gunshot wound incurred during a game of Russian Roulette.



Recommendations

- Motor vehicle related deaths accounted for 50.0% (4 of 8 deaths) of all accidental child deaths in Stark County in 2007, including 2 pedestrian traffic fatalities in 2 separate incidents. One incident resulted in the death of a child and an adult, both of whom were pedestrians. The board recommends additional community education regarding pedestrian safety, specifically focused on safety at dawn and dusk as well as safety at intersections.



- The National Highway Traffic Safety Administration (NHTSA) recommends that all infants be secured in the back seat in a rear facing child safety seat until they are at least 1 year old and weigh at least 20lbs. Despite these recommendations from the NHTSA, it is estimated that 4 out of 5 car seats are used incorrectly. The board recommends continued support of Safe Kids Stark County as they educate parents and caregivers regarding the proper use of child restraints and conduct routine car seat inspections.



Resources

- National Center for Child Death Review: <http://www.childdeathreview.org/>
- Ohio Department of Health Child Fatality Review: <http://www.odh.ohio.gov/odhPrograms/cfhs/cfr/cfr1.aspx>
- Stark County Health Department: <http://www.starkhealth.org/>
- U.S. Census Bureau: <http://www.census.gov/>

Stark County Child Deaths, 2007



Stark County Child Fatality Review

STARK COUNTY HEALTH DEPARTMENT
 3951 CONVENIENCE CIRCLE NW
 CANTON, OH 44718

- 56 of 56 deaths in children age 17 years and younger in Stark County have been reviewed from 2007.
- 82.1% (46 of 56 deaths) were due to natural causes
- 14.3% (8 of 56) were accidental deaths
- 64.3% (36 of 56 deaths) occurred in males
- 26.8% (15 of 56 deaths) occurred in black and multiracial children
- 62.5% (35 of 56 deaths) were in infants less than 1 year old
- 17.9% (10 of 56 deaths) were determined to have been preventable

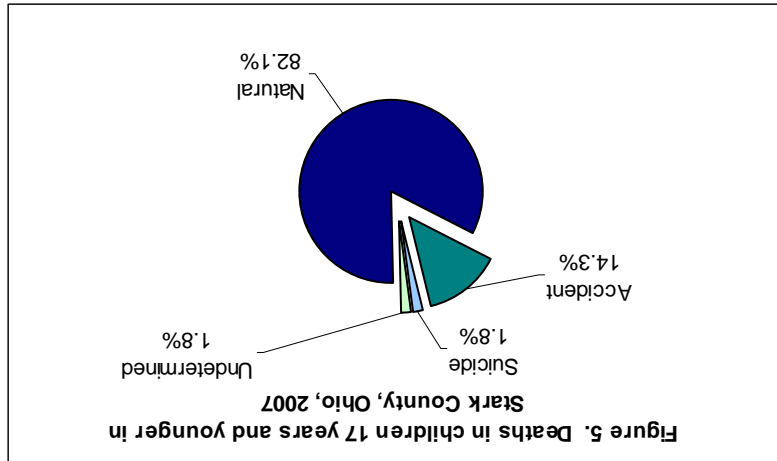


Figure 5. Deaths in children 17 years and younger in Stark County, Ohio, 2007